

BUDGET 20/20





Pre-Budget Survey Results

October 22, 2019

Overview

- 7 questions to help Council understand citizen priorities for 2020.
- Objectives:
 - Convey that trade-offs are necessary
 - Gain understanding of community priorities to assist in Council decision-making
 - Encourage citizens to get involved early in the budget process
- Survey open: September 25 to October 15
- 166 completed responses; 71 partial

Rank Strategic Plan priority areas:

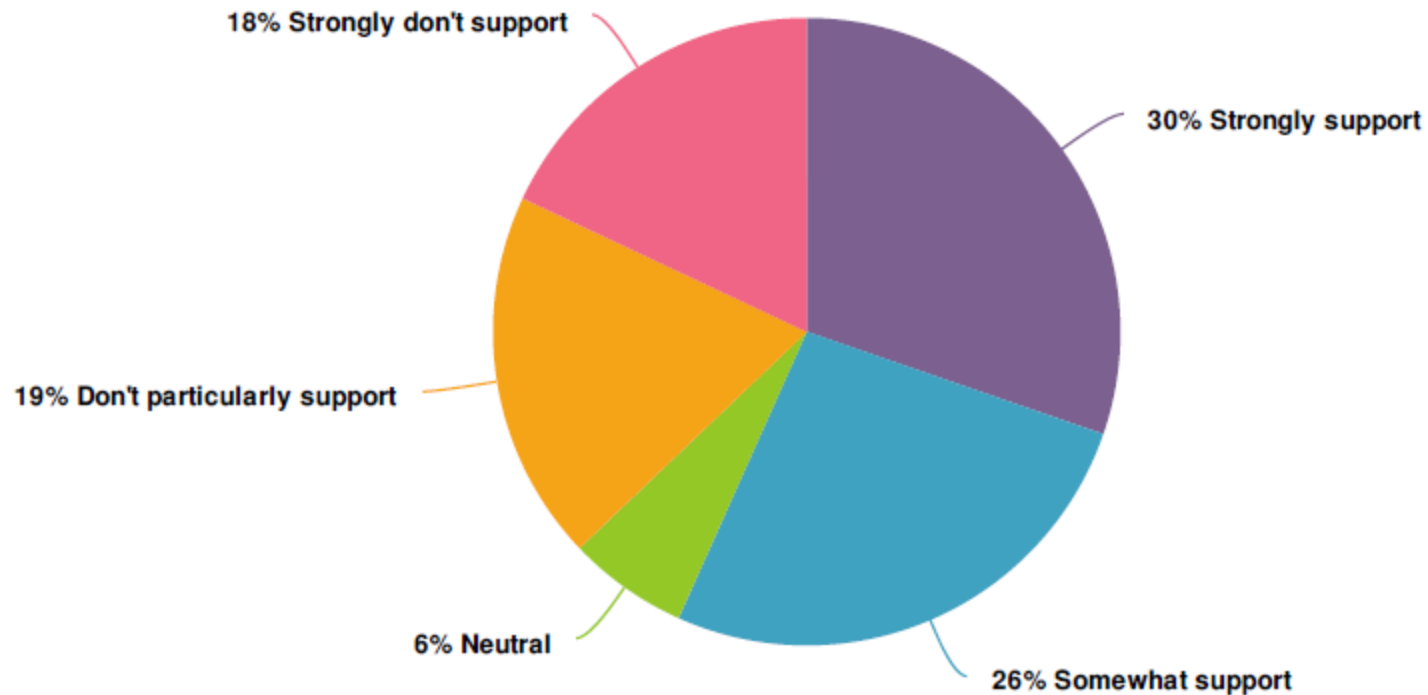
Item	Overall Rank	Rank Distribution	Score	No. of Rankings
The planet and our environment	1		528	184
The economy and local jobs	2		452	185
Housing affordability and diversity	3		436	181
Neighbourhood connectivity and public spaces	4		433	183


Lowest Rank Highest Rank

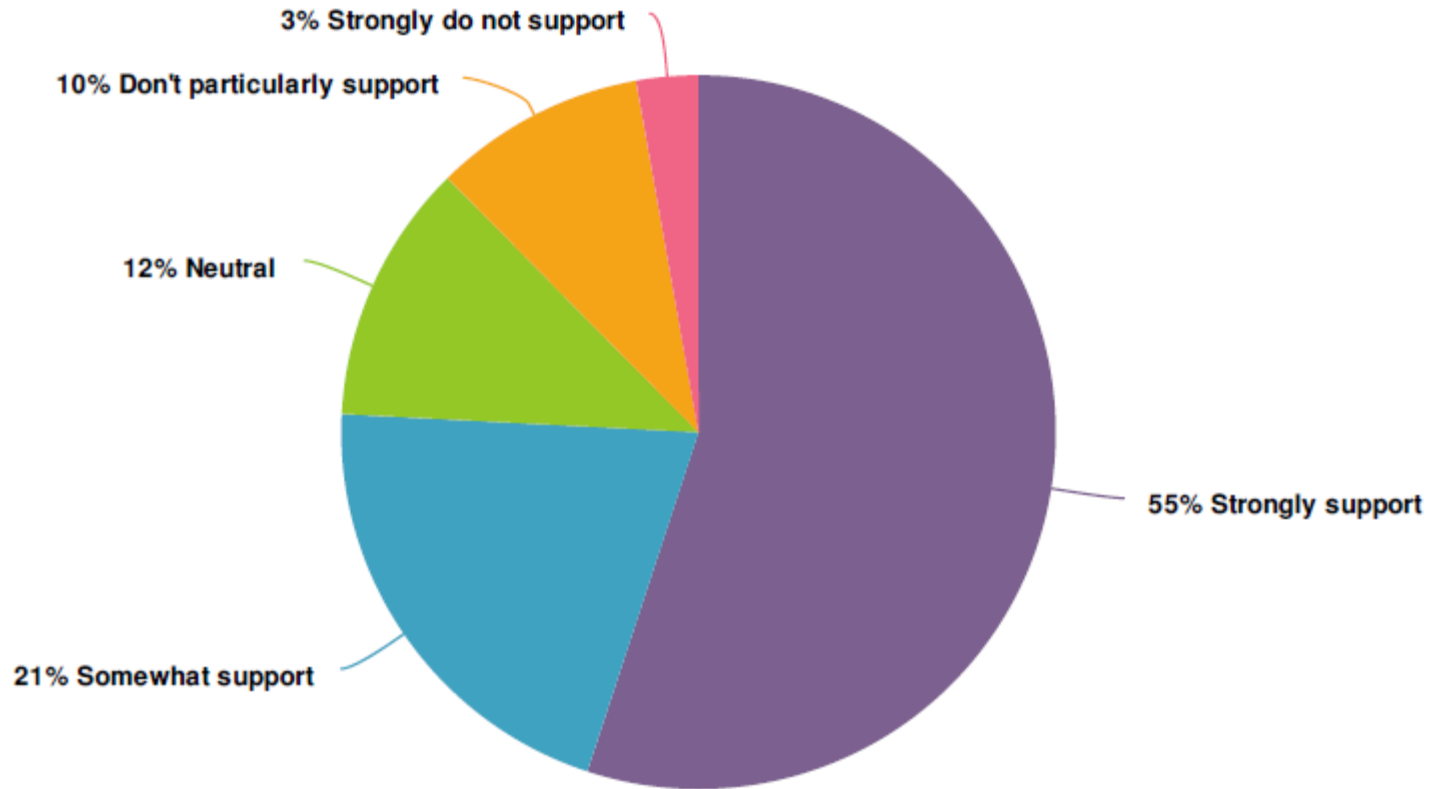
How to allocate \$ to improve road safety for cyclists and pedestrians:

Item	Average	Min	Max	StdDev	Sum	Total Responses
Enforcement (i.e. policing costs)	25.7	0.0	100.0	19.0	4,317.0	168
Education (i.e. driver safety campaigns)	20.4	0.0	80.0	13.8	3,328.0	163
Built environment (i.e. sidewalks, bikes lanes, off-road cycling/walking paths)	58.2	0.0	100.0	24.3	10,529.0	181

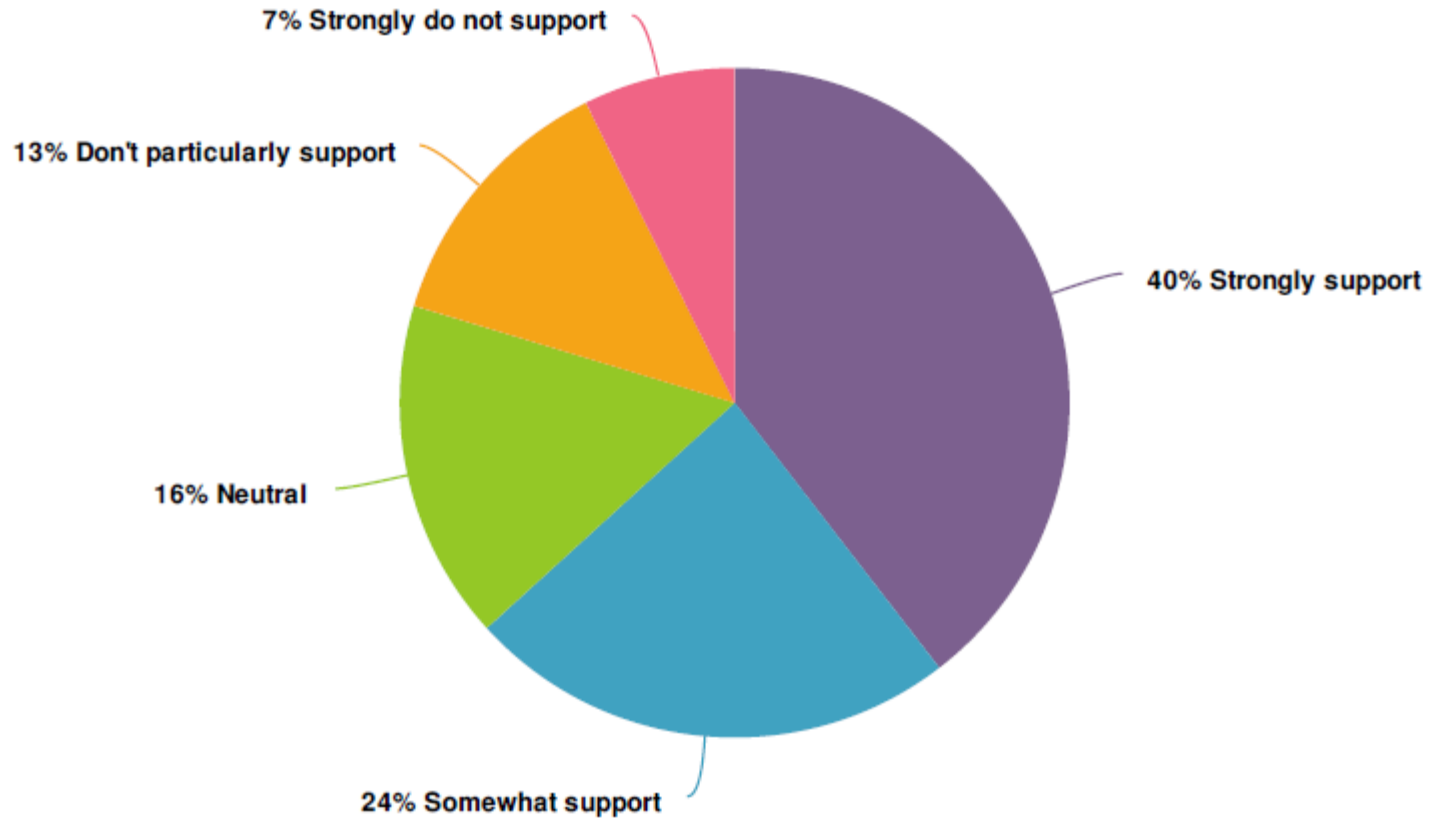
Recreation facility improvement tax up to 1% on property taxes:








Recreation facility membership up to \$6 per person or \$10 per family:










Recreation facility improvement fee up to 5% in user fees and rental rates:

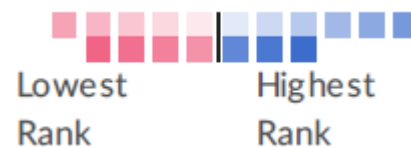







Prioritize areas for investment:

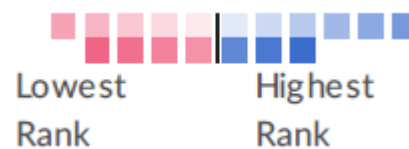
Item	Overall Rank	Rank Distribution	Score	No. of Rankings
Active transportation (bike lanes, sidewalks, trail connections)	1		2,021	163
Affordable housing	2		1,895	163
Climate adaptation and mitigation	3		1,823	164
Fire Rescue	4		1,687	161
Local business growth and new business attraction	5		1,669	164



Item	Overall Rank	Rank Distribution	Score	No. of Rankings
Recreation	6		1,626	162
Emergency planning and mitigation	7		1,623	159
Transit - regional service	8		1,607	162
Transit - local expansions	9		1,487	162
Local business resources and support	10		1,382	161
Policing	11		1,373	160
Arts, culture and heritage	12		1,348	157



Item	Overall Rank	Rank Distribution	Score	No. of Rankings
Bylaw enforcement	13		1,261	155
Road paving	14		1,205	158
Library services	15		1,186	154
Snow removal	16		1,044	157
Traffic calming	17		1,033	156



If you could fund 3 things in 2020 what would they be?

vancouver active
airport enforcement local public
bylaw centre regional
infrastructure bike affordable arts trails
housing
transportation climate
fire transit squamish park
recreation lanes culture brennan

Areas to Increase Funding

- Recreation: 59 mentions
 - New recreation centre (38) + program/amenity improvements
- Active transportation: 52 mentions
 - Sidewalks, bike lanes, trails, safe routes to school, trailhead infrastructure
- Affordable housing: 51 mentions
 - mentions housing authority + seniors housing
- Local jobs: 43 mentions
 - business development, attraction, retention
- Transit: 42 mentions
 - Regional (29) and Local (13)

Areas to Increase Funding

- Environment: 35 mentions
 - climate change, habitat/greenspace protection
- Arts & culture, including library: 26 mentions
- Fire Halls and Fire Department: 22 mentions
- Roads infrastructure: 21 mentions
 - Paving, potholes, intersection improvements
- Infrastructure for growth (i.e. sewer/water): 16 mentions
- Public spaces: 16 mentions
- Bylaw enforcement: 15 mentions

Other notable mentions:

- Policing
- Flood protection and hazard mitigation due to climate change
- Pedestrian overpasses for safety
- Camping in vehicle restrictions
- Second entrance to downtown
- Community grants
- Boat launch and airport improvements

If you could reduce funding in 3 areas
in 2020 what would they be?



Areas to reduce funding

- DOS “bureaucracy”: 26 mentions
- Slow down development: 20 mentions
- Bike lanes and trails: 18 mentions
- Arts & culture: 18 mentions
- Bylaw enforcement: 12 mentions
- Road maintenance: 12 mentions
- Policing: 10 mentions
- Don’t reduce any areas: 10 mentions
- Recreation: 8 mentions

Added comments

- Several comments re: responsible budgeting, core service focus; affordability (i.e. long-term residents with high taxes now due to property values).
- Several mentions thanking us for the survey and the opportunity to comment.
 - *“Thanks for the reality check/complexity of difficult choices and trade offs”*
- Several mentions that developers should help pay for facilities like recreation centre.
- Several mentions on the theme of increased healthcare, schools, daycares, social services.

Public Engagement Next Steps

- [Squamish.ca/budget](https://squamish.ca/budget) - home of the 2020 budget process.
- Survey results + comments posted online.
- Budget spreadsheets and interactive tool shared once Council begins discussions.

BUDGET 20/20

Questions and discussion

[Squamish.ca/budget](https://squamish.ca/budget)